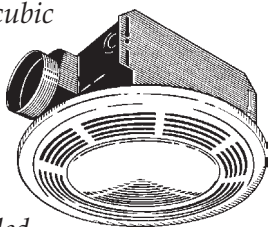


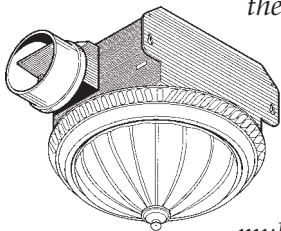


Choosing the right Broan Fan for you.

First decide what features you'd like. Then determine the necessary cubic feet per minute (CFM) required for the size and type of room. Also consider sound levels. These are measured by an industry standard called a "Sone." One Sone roughly equals the sound the average refrigerator makes when operating in a quiet kitchen. The higher the sone rating, the louder the fan. For



example, a 4.0 Sone fan is twice as loud as a 2.0 Sone Fan.



To determine the fan needed for your bath, multiply the length and width of the bathroom by 1.1. Example – For a 6' x 8' bathroom, the calculation would be as follows: $6 \times 8 \times 1.1 = 52.8$ CFM.

Comfort and Convenience.

Broan fan and fan/light units are tested and certified by the Home Ventilating Institute. This is your assurance that each Broan fan has been tested and found to consistently deliver the air and sound performance specified.

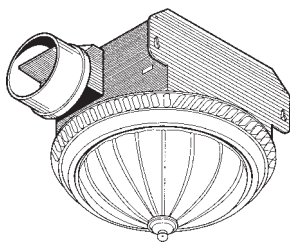


Why You Need Spot Ventilation.

Steamy mirrors in the bathroom. Damp walls in the laundry. Fogged windows. Seemingly minor annoyances often signal much deeper problems. Mold. Mildew. Peeling paint.

Warping. Ruined insulation. Even wood rot.

Concentrated moisture problems like these demand concentrated ventilation. That's where



Broan comes in. As the residential ventilation leader, Broan offers the widest range of intermittent ventilation products available.

Many are industry innovations you won't find anywhere else. And all are designed and manufactured to Broan's demanding quality standards, so you can count on them for easy installation, trouble-free operation and extended life.

Index

<i>Model</i>	<i>Page</i>	<i>Model</i>	<i>Page</i>
<i>Economy Bath Fans</i>		<i>Duct-Free Bath Fans</i>	
688	4	682	10
689	4	682L	10
<i>Deluxe Bath Fans</i>		686	10
670	4	<i>Designer Series</i>	
671	4	750	10
<i>Premium Bath Fans</i>		751	10
676	4	752	10
684	4	707	11
<i>Vertical Discharge Bath Fan</i>		710	11
673	4	714	11
<i>Light Commercial Products – HD Series™</i>		721	11
HD50	5	722	11
HD50L	5	730	12
HD80	5	732	12
HD80L	5	735	12
<i>Combination Units</i>		<i>Decorative Glass Light Fixture / Fans</i>	
655	5	741BR	12
657	6	741BRFL	12
658	5	741SN	12
659	5	741WH	12
678	6	741WHFL	12
679	6	<i>Solitaire® Series</i>	
679FL	6	S120FL	13
680	6	S120L	13
680FL	6	S130	13
695	5	S150	13
696	6	S150L	13
<i>Bulb Heater / Fans</i>		S90	13
162	7	<i>Solitaire Ultra Silent® Series</i>	
164	7	S110FLUE	14
<i>Room-to-Room Fans</i>		S110LU	14
510	7	S110U	14
511	7	S110UE	14
512	7	S50U	14
<i>Utility Ventilators</i>		S80LU	14
12C	8	S80U	14
502	8	S80UE	14
503	8	<i>SensAire® Series</i>	
504	8	HS120L	15
505	8	HS130	15
506	9	HS90	15
507	9	MHS120L	15
508	9	MS120L	15
509	9	MS130	15
509S	9	MS90	15
512M	9		

DELUXE & ECONOMY BATH FANS

Simple installation and dependability make this odor and moisture removing fan a real value. 7-1/4" x 7-1/2" x 3-5/8" high galvanized steel housing for ceiling or wall installation. Stylish, low profile 9-1/4" x 9" plastic grille. UL listed for use over bathtubs and showers when connected to a GFCI protected branch circuit. Damper/duct connector fits 3" round duct. Snap-in motor plate requires no tools for installation or removal.

Model 670 Deluxe Bath Fan

- HVI certified 50 CFM at 3.5 Sones
- Molded blower wheel

Model 671 Deluxe Bath Fan

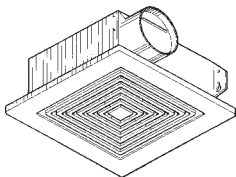
- HVI certified 70 CFM at 6.0 Sones
- Molded blower wheel

Model 688 Economy Bath Fan

- HVI certified 50 CFM at 4.0 Sones
- Molded plastic impeller

Model 689 Economy Bath Fan

- HVI certified 60 CFM at 5.5 Sones
- Molded plastic impeller



PREMIUM BATH FANS

Dependable, high performance bathroom ventilation. Centrifugal blower wheel. Handsome 11-1/8" x 10-5/8" plastic grille. 8" x 8-1/4" x 5-3/4" high housing. UL listed for use over bathtubs and showers when connected to a GFCI protected branch circuit. Quiet plastic backdraft damper/duct connector fits 4" round duct.

Model 676

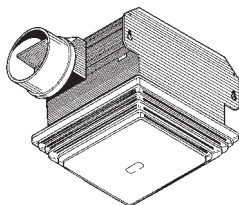
Premium Ceiling Fan

- HVI certified 110 CFM at 4.0 Sones

Model 684

Premium Ceiling Fan

- HVI certified 80 CFM at 2.5 Sones

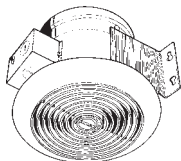


VERTICAL DISCHARGE BATH FAN

Discharge vertically through 6" round duct. 6-1/4" diameter x 5-1/4" high galvanized steel housing. Built-in metallic backdraft damper. Attractive low profile 8" diameter spin-on plastic grille.

Model 673 Vertical Ceiling Fan

- HVI certified 60 CFM at 4.5 Sones
- For bathrooms up to 55 sq. feet



HEAVY DUTY FANS AND FAN/LIGHTS

Totally enclosed motors designed for continuous operation – perfect for tough, light-commercial applications. UL listed for use over bathtubs and showers when connected to a GFCI-protected branch circuit. 8" x 8-1/4" x 5-3/4" high housing. Fan only units have sturdy, low profile, white 10-1/4" square steel grille. Fan/Light units have white molded 11-1/8" x 10-5/8" polymeric grille and shatter-resistant light lens and accepts up to 100-watt light bulb (bulb not included).

Model HD50 Fan

- HVI certified 50 CFM at 1.5 Sones

Model HD80 Fan

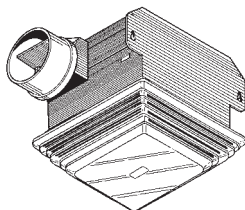
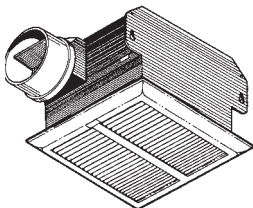
- HVI certified 80 CFM at 2.5 Sones

Model HD50L Fan/Light

- HVI certified 50 CFM at 1.5 Sones
- Type IC

Model HD80L Fan/Light

- HVI certified 80 CFM at 2.5 Sones
- Type IC



HEATER/FAN/LIGHT COMBINATION UNITS

The convenience of 1300-watt heat, ventilation and bright 100-watt light alone or in any combination in one easy installation. Attractive 16-3/4" x 10-5/8" molded plastic grille and shatter-resistant lens. 14-1/4" x 8-1/4" x 5-3/4" housing. Separate motors for heater and ventilator. Built-in damper/duct connector fits 4" round duct. Bulbs not included with any combination unit.

Model 695 Heater/Fan/Light

- HVI certified 100 CFM at 4.5 Sones
- Type IC

Model 655

Heater/Fan/Light

- HVI certified 70 CFM at 4.0 Sones
- Type IC

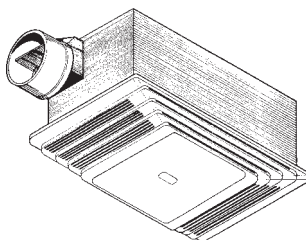
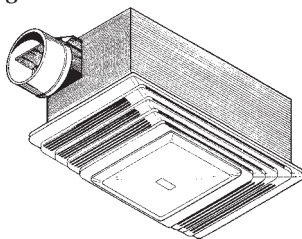
Model 659

Heater/Fan/Light

- HVI certified 50 CFM at 2.5 Sones
- Type IC

Model 658 Heater/Fan

- HVI certified 70 CFM at 4.0 Sones
- Type IC



COMBINATION FAN/LIGHTS

Compact units provide ventilator and light in one unit (bulb not included). Fan and light may be wired to operate together or individually. 11-1/8" x 10-5/8" grille with shatterproof light lens. 8" x 8-1/4" x 5-3/4" housing. UL listed for use over bathtubs and showers when connected to a GFCI protected branch circuit. Fits 4" round duct.

Model 678 Fan/Light

- HVI certified 50 CFM at 2.5 Sones
- Type IC

Model 679 Fan/Light

- HVI certified 70 CFM at 3.5 Sones
- Type IC

Model 679FL

Fluorescent Fan/Light

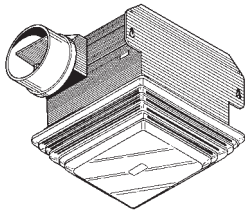
- HVI certified 70 CFM at 3.5 Sones
- Uses 13-watt double twin-tube, compact fluorescent bulb, which produces the equivalent of 60 watts of incandescent lighting (bulb not included)
- Type IC

Model 680 Fan/Light

- HVI certified 100 CFM at 4.0 Sones
- Type IC

Model 680FL Fluorescent Fan/Light

- HVI certified 100 CFM at 4.0 Sones
- Uses 22-watt double twin-tube, compact fluorescent bulb, which produces the equivalent of 100 watts of incandescent lighting (bulb not included)
- Type IC



FAN/LIGHT COMBINATION UNITS

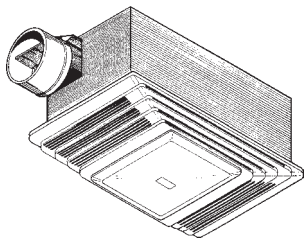
Ventilation and bright 100-watt light alone or in combination in one easy installation. Attractive 16-3/4" x 10-5/8" molded plastic grille and shatter-resistant lens. 14-1/4" x 8-1/4" x 5-3/4" housing. Built-in damper/duct connector fits 4" round duct. Bulbs not included with any combination unit.

Model 657 Fan/Light

- HVI certified 70 CFM at 4.0 Sones
- UL Listed for use over bathtubs and showers when connected to a GFCI protected branch circuit
- Type IC

Model 696 Fan/Light

- HVI certified 100 CFM at 4.5 Sones
- UL Listed for use over bathtubs and showers when connected to a GFCI protected branch circuit
- Type IC



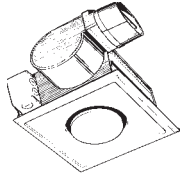
BULB HEATER/FANS

Combines instant sunshine warmth with the effectiveness of a bathroom ventilator. Uses 250-watt R40 size infrared bulbs (not included) to deliver energy-saving warmth. Attractive, white polymeric grilles. Fits 4" round duct.

Model 162

One-Bulb Heater/Fan

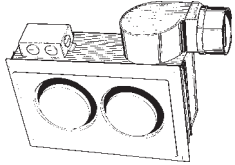
- HVI certified 70 CFM at 3.5 Sones
- 8-3/8" x 8-1/8" x 6-3/8" high overall housing
- 10-1/4" square grille
- UL listed for 60° wiring (retrofits)
- Type IC



Model 164

Two-Bulb Heater/Fan

- HVI certified 70 CFM at 3.5 Sones
- 8-3/8" x 14-1/4" x 6-3/8" high overall housing
- 10-1/4" x 15-5/8" grille
- UL listed for 60° wiring (retrofits)
- Type IC

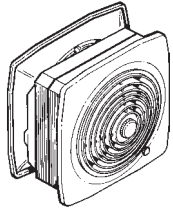


ROOM-TO-ROOM FANS

Install in interior walls to provide air flow of heated or cooled air from one room to another.

Model 510 Room-to-Room 10" Fan

- Adjusts to fit walls from 3" to 5-1/2" thick
- HVI certified 380 CFM at 6.5 Sones
- 13-1/2" square plastic grilles




Model 511 Room-to-Room 8" Fan

- Adjusts to fit walls from 3" to 5-1/2" thick
- HVI certified 180 CFM at 3.5 Sones
- 13-1/2" square plastic grilles

Model 512 Room-to-Room Fan

- 6" diameter housing fits walls up to 5-1/8" thick
- HVI certified 90 CFM at 3.5 Sones
- 8" diameter plastic grilles

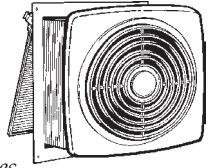


UTILITY VENTILATORS

Efficient ventilation for kitchens, laundry and recreation rooms or workshops.

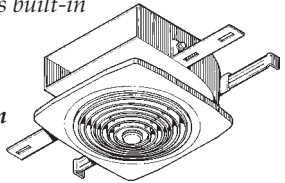
Model 12C Motordor® Wall Fan

- Separate motor opens door when fan is turned on; closes door when turned off
- Adjusts to fit walls from 5-1/2" x to 9-7/8" thick
- HVI certified 370 CFM at 8.0 Sones
- Housing is 11-1/2" square
- 13-1/2" square plastic grille



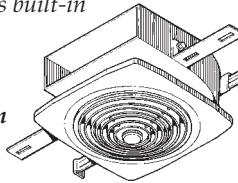
Model 502 Side Discharge Fan

- HVI certified 270 CFM at 8.0 Sones
- Adjustable mounting brackets allows installation up to 24" on center
- 16-3/4" x 13-7/8" housing has built-in backdraft damper
- Requires 3-1/4" x 10" duct
- 13-1/2" square plastic grille



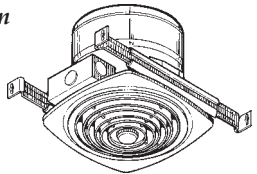
Model 503 Side Discharge Fan

- HVI certified 160 CFM at 5.0 Sones
- Adjustable mounting brackets allows installation up to 24" on center
- 14" x 12" housing has built-in backdraft damper
- Requires 3-1/4" x 10" duct
- 11-1/2" square plastic grille



Model 504 Vertical Discharge Fan

- 10-1/4" x 7" high housing fits 10" round duct
- HVI certified 350 CFM at 6.5 Sones
- 13-1/2" square plastic grille



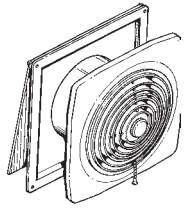
Model 505 Vertical Discharge Fan

- 8-1/4" x 7" high housing fits 8" round duct
- HVI certified 180 CFM at 6.5 Sones
- 11-1/2" square plastic grille

UTILITY VENTILATORS (cont.)

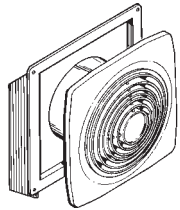
Model 506 Chain-Operated Fan

- Pull chain opens door and turns on fan – no wall switch to wire
- 10-3/8" diameter sleeve adjusts to fit walls 4-1/2" to 9-1/2" thick
- HVI certified 470 CFM at 8.0 Sones
- 13-1/2" square plastic grille



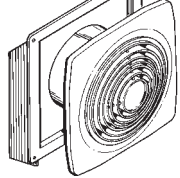
Model 507 Chain-Operated Fan

- Pull chain opens door and turns on fan – no wall switch to wire
- 8-3/8" diameter sleeve adjusts to fit walls 4-1/2" to 9-1/2" thick
- HVI certified 250 CFM at 7.0 Sones
- 11-1/2" square plastic grille



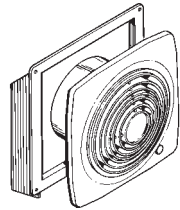
Model 508 Direct Discharge Fan

- 10-3/8" diameter sleeve adjusts to fit walls 4-1/2" to 9-1/2" thick
- HVI certified 270 CFM at 6.0 Sones
- 13-1/2" square plastic grille



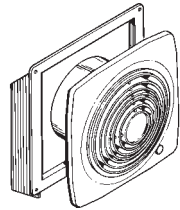
Model 509 Automatic Wall Fan

- 8-3/8" diameter sleeve adjusts to fit walls 4-1/2" to 9-1/2" thick
- HVI certified 180 CFM at 6.5 Sones
- 11-1/2" square plastic grille



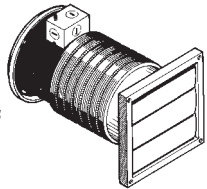
Model 509S Direct Discharge Fan

- Includes built-in on/off switch
- 8-3/8" diameter sleeve adjusts to fit walls 4-1/2" to 9-1/2" thick
- HVI certified 180 CFM at 6.5 Sones
- 11-1/2" square plastic grille



Model 512M Through-the-Wall Ventilator

- Accommodates walls from 5-1/4" to 10" thick
- 6" diameter flexible aluminum duct included
- HVI certified 70 CFM at 3.5 Sones
- 8" round polymeric interior grille



POWERED AIR FRESHENER – DUCT-FREE FANS AND FAN/LIGHT

No ductwork necessary! Ideal for powder rooms and closets.

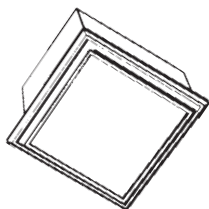
Model 682 Duct-free Fan

- Includes long lasting, easy-to-replace activated charcoal filter
- Easy snap-in mounting

Model 682L

Duct-free Fan/Light

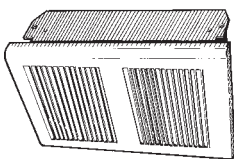
- Plastic grille and shatterproof light lens
- 100-watt light capacity (bulb not included)
- Type IC
- Other features same as Model 682



Model 686

Powered Air Freshener

- Includes easily replaceable, readily available air freshener



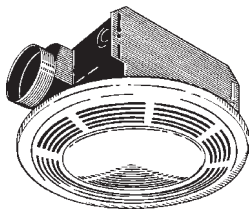
WHITE FRAME DESIGNER SERIES DELUXE FAN/LIGHT COMBINATIONS

Round, soft white painted polymeric grille measures 14-1/8" in diameter. HVI certified 100 CFM at 3.5 Sones. UL listed for use over bathtubs and showers when connected to a GFCI-protected branch circuit. Damper/duct adapter connects to 4" round duct.

Model 750

Fan/Light/Night-Light

- Bright, 100-watt light capacity and 7-watt night-light (bulbs not included)
- Frosted glass light lens
- 9" x 9" x 5-3/4" housing
- Type IC



Model 751 Fan/Light

- Bright, 100-watt light capacity (bulb not included)
- Frosted glass light lens
- 9" x 9" x 5-3/4" housing
- Type IC

Model 752 Fluorescent Fan/Light

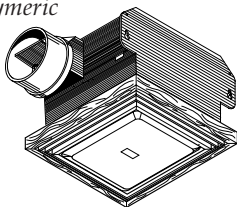
- Uses an energy-saving 26-watt fluorescent lamp (lamp not included)
- Acrylic light lens
- 9" x 9" x 6" housing
- Type IC

DESIGNER SERIES FAN/LIGHT

The rich look of solid oak adds a feeling of warmth to any bathroom. 100-watt light capacity (bulb not included). 8" x 8-1/4" x 5-3/4" high housing. 10-1/2" x 11-1/2" grille with shatter resistant polymeric light lens. Damper/duct connector fits 4" round duct.

Model 707 Fan/Light

- HVI certified 70 CFM at 3.5 Sones
- Type IC

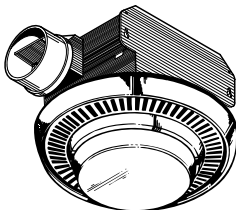


DESIGNER SERIES FAN/LIGHTS WITH BUILT-IN NIGHT LIGHT

Corrosion resistant grilles with glass lenses. Bright 100-watt light capacity and 7-watt night-light (bulbs not included). HVI certified 100 CFM at 3.5 Sones. 8" x 8-1/4" x 5-3/4" high housing. Damper/duct connector fits 4" round duct.

Model 710

- Round polished brass finished metal grille; 14-5/8" diameter
- UL listed for use over bathtubs and showers when connected to a GFCI-protected branch circuit
- Type IC

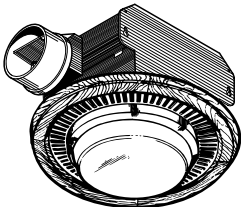


Model 714

- Round polished chrome finished metal grille; 14-5/8" diameter
- UL listed for use over bathtubs and showers when connected to a GFCI-protected branch circuit
- Type IC


Model 721

- Polished brass finished grille with round solid oak frame; 15-1/8" diameter
- Type IC



Model 722

- Polished brass finished grille with octagonal solid oak frame; 14-7/8" across flats
- Type IC



DESIGNER SERIES HEATER/FAN/LIGHT WITH BUILT-IN NIGHT-LIGHT

Powerful 1500-watt fan-forced heater combined with HVI certified 70 CFM, 3.5 Sones fan. 120-watt light and 7-watt night-light capacity (bulbs not included). 14-3/4" x 8-1/2" x 6-1/2" high housing. White four-function wall mounted control included. Type IC. Damper/duct connector fits 4" round duct.

Model 730

Heater/Fan/Light/Night-Light

- Attractive polished chrome stainless steel grille measures 10" x 15-1/2"

Model 732

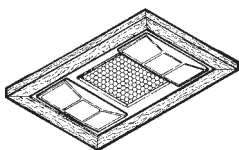
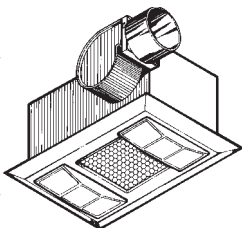
Heater/Fan/Light/Night-Light

- Same as Model 730 except painted white grille

Model 735

Heater/Fan/Light/Night-Light

- Decorative polished brass finish grille with solid oak frame measures 12" x 17-1/4"



DECORATIVE GLASS LIGHT FIXTURE/EXHAUST FANS

A combination of dramatic detail and ventilation. HVI certified 70 CFM at 3.5 Sones. Corrosion-resistant finish. Base measures 13" across. 8" x 8-1/4" x 5-3/4" high housing. Frosted melon glass globe. All units are Type IC.

Model 741BR Light/Fan

- Polished brass finish base
- Uses two standard incandescent bulbs – 60-watt maximum each (not included)

Model 741BRFL

Fluorescent Light/Fan

- Same as Model 741BR, except uses two 13-watt, double twin-tube fluorescent bulbs which provide the equivalent of 120 watts of incandescent light (bulbs not included)

Model 741SN Light/Fan

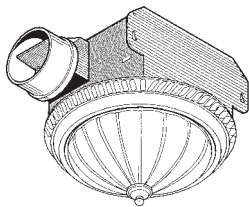
- Satin nickel finish base
- Uses two standard incandescent bulbs – 60-watt maximum each (not included)

Model 741WH Light/Fan

- Painted white finish base
- Uses two standard incandescent bulbs – 60-watt maximum each (not included)

Model 741WHFL Fluorescent Light/Fan

- Same as Model 741WH, except uses two 13-watt, double twin-tube fluorescent bulbs which provide the equivalent of 120 watts of incandescent light (bulbs not included)



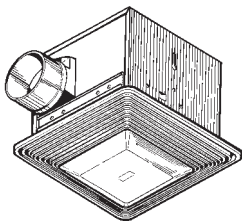
SOLITAIRE® SERIES

Super-quiet, high performance bath fans and fan/light with modern styled, low profile 11½" square plastic grilles. UL listed for use over bathtubs and showers when connected to a GFCI-protected branch circuit. Fits 4" round duct.

Model S120L

Fan/Light/Night-Light

- HVI certified 120 CFM at 3.5 Sones
- Bright 100-watt light and 7-watt night-light (bulbs not included)
- 9-1/2" x 9-1/4" x 7-5/8" high housing
- Type IC

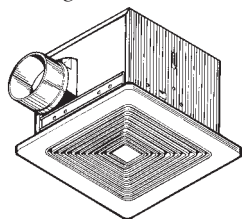


Model S120FL Fluorescent Fan/Light/Night-Light

- HVI certified 120 CFM at 3.5 Sones
- Uses 18-watt, double twin-tube fluorescent bulb (bulbs not included)
- 9-1/2" x 9-1/4" x 7-5/8" high housing
- Type IC

Model S130 Fan

- HVI certified 130 CFM at 3.5 Sones
- 9-1/2" x 9-1/4" x 7-5/8" high housing



Model S90 Fan

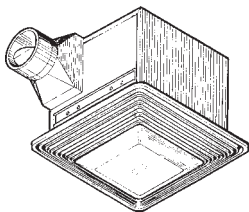
- HVI certified 90 CFM at 2.5 Sones
- 9-1/2" x 9-1/4" x 7-5/8" high housing

MORE POWERFUL SOLITAIRE® UNITS!

Model S150L


Fan/Light/Night-Light

- HVI certified 150 CFM at 3.0 Sones
- Bright 100-watt light and 7-watt night-light (bulbs not included)
- 9-3/4" x 9-5/8" x 7-5/8" high housing
- Type IC



Model S150 Fan

- HVI certified 150 CFM at 3.0 Sones
- 9-3/4" x 9-5/8" x 7-5/8" high housing



SOLITAIRE ULTRA SILENT® SERIES

This series offers the industry's lowest sound levels. 9-5/8" x 9-3/4" x 7-5/8" high housing allows easy installation in new construction and retrofit applications. Attractive 11½" square polymeric grilles. Fan/Light units have a shatterproof light lens. UL listed for use over bathtubs and showers when connected to a GFCI-protected branch circuit. Fits 4" round duct.

Model S50U Fan

- HVI certified 50 CFM at 0.5 Sones

Model S80U Fan

- HVI certified 80 CFM at 1.0 Sones

Model S80UE

Energy-Efficient Fan

- HVI certified 80 CFM at 0.7 Sones
- Uses approximately 1/3 the electricity of the standard version
- May qualify for local utility rebates

Model S110U Fan

- HVI certified 110 CFM at 1.5 Sones

Model S110UE Energy-Efficient Fan

- HVI certified 110 CFM at 1.5 Sones
- Uses approximately 1/3 the electricity of the standard version
- May qualify for local utility rebates

Model S80LU Fan/Light

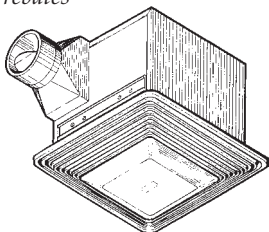
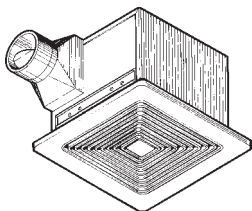
- HVI certified 80 CFM at 1.0 Sones
- Bright 100-watt light and 7-watt night-light (bulbs not included)
- Type IC

Model S110LU Fan/Light

- HVI certified 110 CFM at 1.5 Sones
- Bright 100-watt light and 7-watt night-light (bulbs not included)
- Type IC

Model S110FLUE Fluorescent Fan/Light

- HVI certified 110 CFM at 1.5 Sones
- Highly energy efficient motor uses approximately 1/3 the electricity of the standard version
- May qualify for local utility rebates
- Accepts an energy-saving 18-watt, double twin-tube fluorescent bulb which produces the equivalent of 75 watts of incandescent lighting (bulb sold separately)
- Type IC



SENSAIRE® SERIES

The industry's first...and still the best. SensAire® units incorporate advanced sensor technology to automatically activate in response to motion and/or rapid rises in humidity. 9-1/4" x 9-1/2" x 7-5/8" high housing. 11-1/2" square plastic grille blend well with any decor. UL listed for use over bathtubs and showers when connected to a GFCI protected branch circuit. Fan/Light units feature a bright 100-watt light and 7-watt night-light (bulbs not included). Fits 4" round duct.

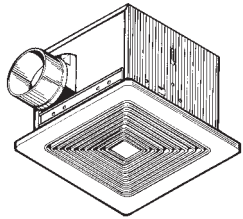
Humidity-sensing units will automatically turn ON when a rapid to moderate (user-adjustable) increase of humidity or when humidity rises above a user-adjustable set point.

Motion-sensing units will automatically turn ON when motion is detected and remains ON for an adjustable 5 to 60 minutes after motion is no longer detected.

Model HS90

Humidity-Sensing Fan

- HVI certified 90 CFM at 2.5 Sones



Model HS130

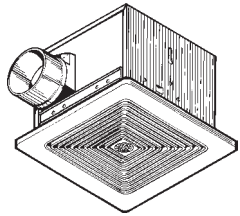
Humidity-Sensing Fan

- HVI certified 130 CFM at 3.5 Sones

Model MS90

Motion-Sensing Fan

- HVI certified 90 CFM at 2.5 Sones



Model MS130

Motion-Sensing Fan

- HVI certified 130 CFM at 3.5 Sones

Model HS120L

Humidity-Sensing Fan/Light

- HVI certified 120 CFM at 3.5 Sones
- Type IC

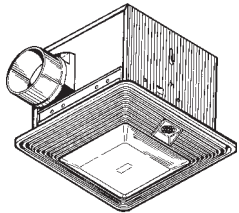
Model MS120L

Motion-Sensing Fan/Light

- HVI certified 120 CFM at 3.5 Sones
- Type IC

Model MHS120L Motion & Humidity Sensing Fan/Light

- HVI certified 120 CFM at 3.5 Sones
- Both motion and humidity sensors
- Two wire manual operation for odor control – turns fan ON when wall switch is cycled ON, OFF and back ON
- Type IC



Duct Size Reference

<i>Model</i>	<i>Duct Size</i>	<i>Model</i>	<i>Duct Size</i>
670	3"	751	4"
671	3"	752	4"
688	3"	HD50	4"
689	3"	HD50L	4"
162	4"	HD80	4"
164	4"	HD80L	4"
655	4"	HS120L	4"
657	4"	HS130	4"
658	4"	HS90	4"
659	4"	MHS120L	4"
676	4"	MS120L	4"
678	4"	MS130	4"
679	4"	MS90	4"
679FL	4"	S110FLUE	4"
680	4"	S110LU	4"
680FL	4"	S110U	4"
684	4"	S110UE	4"
695	4"	S120FL	4"
696	4"	S120L	4"
707	4"	S130	4"
710	4"	S150	4"
714	4"	S150L	4"
721	4"	S50U	4"
722	4"	S80LU	4"
730	4"	S80U	4"
732	4"	S80UE	4"
735	4"	S90	4"
741BR	4"	673	6"
741BRFL	4"	505	8"
741SN	4"	502	3¼" x 10"
741WH	4"	503	3¼" x 10"
741WHFL	4"	504	10"
750	4"		



P.O. Box 140, Hartford, WI 53027

In U.S.A. call • 1-800-558-1711

or visit www.Broan.com

© 2003 Broan-NuTone LLC • Printed in USA 02/03 99850497K